

# Year 10



# Summer Mock Examination Guidance

**#ASPIREINVESTRESPECT**

# Year 10 GCSE Mock Examinations – Summer Timetable

## Summer Yr 10 Exams Timetable –

	Lesson 1 9:20 – 10:10	Lesson 2 10:10 – 11:00	Break 11:00 – 11:20	Lesson 3 11:20 – 12:10	Lesson 4 12:10 – 13:00	Lunch 13:00 – 13:40	Lesson 5 13:40 – 14:30	Lesson 6 14:30 – 15:20
<b>Thursday 6<sup>th</sup> June</b>							Maths Non-Calculator 1 hr 30 (13:40 start)	
<b>Friday 7<sup>th</sup> June</b>	Triple 1 Biology 1hr 45 (T)							
<b>Monday 10<sup>th</sup> June</b>	Art all day in C1			Art all day in C1			Art all day in C1	
<b>Wednesday 12<sup>th</sup> June</b>	English Lang (9am start) 1 hr 45min							
<b>Thursday 13<sup>th</sup> June</b>	Combined Science/ Chemistry Triple (2) 9am start 1hr 45 (T) 1 hr 15 (CS)						Maths Paper 2 (920 Start) 1 hr 30	
<b>Monday 17<sup>th</sup> June</b>	Triple Science Physics 1hr 45min(T)							
<b>Tuesday 18<sup>th</sup> June</b>	Business 2hrs/IT 1hr 30 / Psych 1hr 30/ Food 1hr 45							
<b>Wednesday 19<sup>th</sup> June</b>	Child Development 1hr 15/ Spanish Reading/Writing (2hr)						Music 1 hr 30	
<b>Thursday 20<sup>th</sup> June</b>	Geography 2hrs /History 1 hr 50							
<b>Friday 21<sup>st</sup> June</b>	GG/His double ups 2hrs /RE 2hrs /GCSE PE 1hr 15						Mop Up sessions	



# Core Subjects

- Maths
- English
- Combined Science

# Ensuring Success in Year 10: GCSE English Language

<b>Qualification:</b>	GCSE
<b>Where can I find the exam board details and website link?</b>	AQA English Language: <a href="#">AQA   English   GCSE   English Language</a>
<b>How is it assessed?</b>	Paper 2 - Writers' viewpoints and perspectives
<b>How can I access past / sample exam papers, mark schemes, examiners reports, etc:</b>	AQA website: <a href="#">AQA   GCSE   English Language   Assessment resources</a>
<b>Where/how can I access revision materials?</b>	BBC Bitesize <a href="#">GCSE English Language - AQA - BBC Bitesize</a> SMHW – revision materials and quizzes Class notes <a href="#">AQA English Revision</a> Mr BRUFF and GCSE Pod Videos
<b>What revision guides / texts are recommended for purchase?</b>	Samples of revision texts can be found in 07 – students are welcome to come, review and decide which best suits them, before making a purchase.
<b>What revision techniques are most effective?</b>	Flash cards Practice exam questions Mark schemes Short crafted paragraphs Listen to audio revision – this can be done whilst you are doing other things Revision groups – with your fellow students/friends Planning answers to Q5
<b>Useful exam tips / Common mistakes to avoid</b>	Don't write lots of points – add additional ideas, insights to less points 'Write a lot about a little'

## Year 10 Mock Information

<b>Number of papers and duration</b>	Language Paper 2 – 1hr 45mins
<b>Topics / information to revise</b>	Point of view writing Comparison skills How to interrogate an unseen text Choosing the best references Considering a writer's purpose/intent and how they achieve this.
<b>Where/how to access revision materials:</b>	Revision booklets/materials distributed. Websites as above



# Ensuring Success in Year 10: Mathematics

<b>Qualification:</b>	GCSE Mathematics
<b>Exam board details and website link:</b>	The examination board is Edexcel. <a href="https://qualifications.pearson.com/en/qualifications/edexcel-gcses/mathematics-2015.html">https://qualifications.pearson.com/en/qualifications/edexcel-gcses/mathematics-2015.html</a>
<b>Scheme of Assessment (number of papers / duration etc):</b>	This is assessed by three 90 minute papers that each have a total of 80 marks. Paper 1 is a non-calculator paper and Paper 2 and Paper 3 are both calculator papers. Almost any topic can appear on a non-calculator or calculator paper.
<b>How to access past / sample exam papers, mark schemes, examiners reports, etc:</b>	Examiners reports and past/sample papers can be accessed via the Edexcel website. <a href="https://qualifications.pearson.com/en/qualifications/edexcel-gcses/mathematics-2015.html">https://qualifications.pearson.com/en/qualifications/edexcel-gcses/mathematics-2015.html</a>  Most of the past examination papers together with mark schemes and written solutions can be found in the Maths Genie website. <a href="https://www.mathsgenie.co.uk/papers.html">https://www.mathsgenie.co.uk/papers.html</a>
<b>Where/how to access revision materials:</b>	Revision materials can be found at the following locations: 1) Maths Genie <a href="https://www.mathsgenie.co.uk/gcse.html">https://www.mathsgenie.co.uk/gcse.html</a> 2) Corbett Maths <a href="https://corbettmaths.com/contents/">https://corbettmaths.com/contents/</a> 3) The GCSE Maths tutor <a href="https://www.youtube.com/@TheGCSEMathsTutor">https://www.youtube.com/@TheGCSEMathsTutor</a>
<b>Optional revision guides / texts to purchase:</b>	<a href="https://www.cgpbooks.co.uk/secondary-books/gcse/math/mxhs44-gcse-maths-edexcel-complete-revision">https://www.cgpbooks.co.uk/secondary-books/gcse/math/mxhs44-gcse-maths-edexcel-complete-revision</a> PLEASE CHECK WITH YOUR CHILDS' MATHS TEACHER IF YOU WISH TO PURCHASE
<b>Suggested revision techniques:</b>	Watch the instructional videos from Corbett Maths, Maths Genie or The GCSE Math tutor and then try the resource booklets on Maths genie or the practice questions on Corbett Maths
<b>Useful exam tips / Common mistakes to avoid</b>	Read the question carefully. Show all your working so that you pick up method marks. Don't leave questions blank, try the first step.

## Year 10 Mock Information

<b>Number of papers and duration</b>	2 papers, each 90 minutes. Paper 1 is a non-calculator paper and Paper 2 is a calculator paper.
<b>Topics / information to revise</b>	<b><u>Instructional videos and worksheets are on the next pages of this document</u></b>
<b>Where/how to access revision materials:</b>	Revision materials can be found at the following locations: 1) Maths Genie <a href="https://www.mathsgenie.co.uk/gcse.html">https://www.mathsgenie.co.uk/gcse.html</a> 2) Corbett Maths <a href="https://corbettmaths.com/contents/">https://corbettmaths.com/contents/</a> 3) Sparx Maths (Homework platform) – Use independent learning section 4) The GCSE Maths tutor <a href="https://www.youtube.com/@TheGCSEMathsTutor">https://www.youtube.com/@TheGCSEMathsTutor</a>

# Year 10 Foundation revision list

Paper 1	Corbett Maths Clip number	Paper 2	Corbett Maths Clip number
Converting units	347	Rounding	277a
Simplifying expressions	174	Four operations with fractions	21
Transformations	272	Finding an average from a list	56
Place value	222	Primes, factors, multiples	220
Order numbers	131	Percentage change	125
Pictograms	161	Order numbers	208
Calculations with money	400c	2D shapes	1
Bar charts	148	Circle definitions and properties	84
Linear and non-linear sequences	290	Line graph	269
Directed number	205	Money: Regular payments	400d
Money: Reading meters	400n	Angle rules	32/35/37
Four operations with fractions	133, 142	BIDMAS and inverse operations	386
Probabilities	245	Two-way tables	319
Substitute into formula and expressions	20	Order numbers	176
Estimation	215	Averages from a frequency table	284
Speed, distance and time	299	Scale factors, scale diagrams and maps	284
Frequency trees	376	Plotting linear graphs	187
Recipes	256	Calculating the mean	53
Percentages change	233	Percentage change	233
Fractions of shapes	135	Probability trees	252
Stem and leaf diagrams	169	Expand and factorise expressions	13/117
Plans and elevations of 3D shapes	354	Transformations	326
Solve linear inequalities	179	Error interval	377
Primes, factors, multiples	224	Area	45
Ratio in real context	271e	Points on a line	88
Standard form	300/302	Compound interest	236
Exterior and interior angles	32	Exchange rates	214a
Quadratic graphs	264	Simultaneous Equations	295
Use compound units	384		
Exact trig values	341		

# Year 10 Higher revision list

Paper 1	Corbett Maths Clip number	Paper 2	Corbett Maths Clip number
Solving linear inequalities	178	Simplifying expressions	17
Product of primes	223	Expanding brackets	13
Ratio	270	Factorising	117
Standard form	300/302	Transformations	326
Surface area (cuboids)	310	Error Intervals	377
Ratio with fractions	269a	Proportion (area)	45 apply
Pythagoras	257	Ratio	271
Area of a circle	40	Repeated percentage decrease	236
Independent events	249	Currency conversion	214a
Multiple events	247	Using a calculator	222a
Direct proportion	254	Inverse proportion (rates of change)	255c
Inverse proportion	255	Equation of a straight line	191
Rules of indices (negative & fractional)	173/175	Enlargement (negative)	108
Percentages (inc/dec)	238	Venn diagrams	380
Volume	356	Volume of 3D shapes	359/361
Solving quadratics	266	Sine rule	333/334
Percentage change	233	Cosine rule	335/336
Equation of a line	191	Trigonometry	330/331
Changing the subject	7 and 8	Compound interest	236
Area of a triangle	49	Product rule	383
Recurring decimals	96	Iteration	373
Surds	307/308	Quadratic sequences	338
Recurring decimals	96		
Probability trees	252		



# Ensuring Success in Year 10: Combined Science

<b>Qualification:</b>	GCSE
<b>Exam board details and website link:</b>	AQA Trilogy Combined Science <a href="https://www.aqa.org.uk/subjects/science/gcse/combined-science-trilogy-8464">https://www.aqa.org.uk/subjects/science/gcse/combined-science-trilogy-8464</a>
<b>Scheme of Assessment (number of papers / duration etc):</b>	At the end of Year 11: 6 Papers 1 hour 15 mins each: 2 Biology, 2 Chemistry, 2 Physics
<b>How to access past / sample exam papers, mark schemes, examiners reports, etc:</b>	AQA website: <a href="https://www.aqa.org.uk/subjects/science/gcse/combined-science-trilogy-8464/assessment-resources?f.Resource+type%7C6=Question+papers">https://www.aqa.org.uk/subjects/science/gcse/combined-science-trilogy-8464/assessment-resources?f.Resource+type%7C6=Question+papers</a>
<b>Where/how to access revision materials:</b>	Free science lessons: <a href="https://www.youtube.com/@Freesciencelessons">https://www.youtube.com/@Freesciencelessons</a> Maths & Physics tutor: <a href="https://www.physicsandmathstutor.com/">https://www.physicsandmathstutor.com/</a> select GCSE AQA revision Cognito: <a href="https://cognitoedu.org/register">https://cognitoedu.org/register</a> sign up for revision videos and questions BBC Bitesize: <a href="https://www.bbc.co.uk/bitesize/examspecs/z8r997h">https://www.bbc.co.uk/bitesize/examspecs/z8r997h</a>
<b>Optional revision guides / texts to purchase:</b>	CGP revision guides: <a href="https://www.cgpbooks.co.uk/secondary-books/gcse/science/combined-science?sort=best_selling&amp;quantity=36&amp;page=1&amp;view=grid&amp;currentFilter=ExamBoard_140&amp;filter_exam%20board=ExamBoard_140">https://www.cgpbooks.co.uk/secondary-books/gcse/science/combined-science?sort=best_selling&amp;quantity=36&amp;page=1&amp;view=grid&amp;currentFilter=ExamBoard_140&amp;filter_exam%20board=ExamBoard_140</a> available on amazon
<b>Suggested revision techniques:</b>	Flash cards/ mindmaps Practice exam questions Mark schemes Examiners reports
<b>Useful exam tips / Common mistakes to avoid</b>	Remember calculator

## Year 10 Mock Information

**Remember to bring your calculator**

**Topics / information to revise**

Paper 1: Biology topics 1–4: Cell Biology; Organisation; Infection and response; and Bioenergetics.  
 Paper 2: Chemistry topics 1-5: Atomic structure and the periodic table; Bonding, structure, and the properties of matter; Quantitative chemistry; Chemical Changes and Energy in Reactions.  
 Paper 3: Physics topics 1-4: Energy; Electricity; Particle model of matter; and Atomic structure.

**Where/how to access revision materials:**

Revision booklets/materials distributed.  
 Websites as above

# Option Subjects

- Art & Design
- Business & Economics
- Child Development
- Food
- Geography
- History
- ICT
- Music
- P.E
- Psychology
- Religious Education
- Spanish



# Ensuring Success in Year 10: Art and Design

<b>Qualification:</b>	GCSE Art, Craft and Design
<b>Exam board details and website link:</b>	GCSE AQA <a href="#">AQA   Subjects   Art and Design</a>
<b>Scheme of Assessment (number of papers / duration etc):</b>	Component 1 Portfolio 60% Component 2 Externally Set Assignment 40%
<b>How to access past / sample exam papers, mark schemes, examiners reports, etc:</b>	<a href="#">AQA   Subjects   Art and Design</a>
<b>Where/how to access revision materials:</b>	<a href="#">Welcome (studentartguide.com)</a>
<b>Optional revision guides / texts to purchase:</b>	Art materials for working at home
<b>Suggested revision techniques:</b>	<ul style="list-style-type: none"> <li>• Keep up to date with all Portfolio work</li> <li>• Learn photo editing – phone apps/ <a href="#">Mr. E's Art Club – YouTube</a></li> <li>• Visit galleries/ heritage sites etc and record the visits visually</li> <li>• Research themes well, use pinterest, <a href="#">Tate Modern   Tate</a></li> <li>• Attend school intervention support sessions</li> </ul>
<b>Useful exam tips / Common mistakes to avoid</b>	Be prepared, have all research printed and try out techniques and processes.

## Year 10 Mock Information

**1 X 5 hours Mock Exam AC3 Year 10 – Vanitas**

**1 X 5 hours Mock Exam AC1 Year 11 – Personal mini Project Assessment Objective 4**

<b>Number of papers and duration</b>	2 Mock Exam practices X 5 hours each
<b>Topics / information to revise</b>	<ol style="list-style-type: none"> <li>1. Vanitas- Final AO4 response to Year 10 main Project</li> <li>2. AO4 response to personal mini Project.</li> </ol>
<b>Where/how to access revision materials:</b>	The Art department will support you with checklists, related artists and visual materials to start your personal responses. Intervention support available as 'Drop- In' sessions weekly after school.



# Ensuring Success in Year 10: Child Development

<b>Qualification:</b>	Cambridge Nationals - Child Development from 2022
<b>Exam board details and website link:</b>	OCR <a href="#">Cambridge Nationals - Child Development Level 1/Level 2 - J809 - OCR</a>
<b>Scheme of Assessment (number of papers / duration etc):</b>	Paper 1: R057 – Health & Wellbeing for child development
<b>How to access past / sample exam papers, mark schemes, examiners reports, etc:</b>	<a href="#">R057/01: Health and well-being for child development - sample assessment material V3 (ocr.org.uk)</a>
<b>Where/how to access revision materials:</b>	Class book (knowledge organisers), past exam questions.
<b>Optional revision guides / texts to purchase:</b>	<ul style="list-style-type: none"> <li>All students have a revision guide and knowledge organisers are shared on Satchel and handed out.</li> </ul>
<b>Suggested revision techniques:</b>	<ul style="list-style-type: none"> <li>Practice questions</li> <li>Look, cover, write, check, repeat</li> <li>Teach your parent/sibling</li> <li>Mini quizzes</li> <li>Mindmaps</li> </ul> <p style="text-align: right;"><b>DO NOT JUST READ YOUR NOTES!</b></p>
<b>Useful exam tips / Common mistakes to avoid</b>	<ul style="list-style-type: none"> <li>Make sure you apply practical skills and understanding to written tasks.</li> <li>Link your understanding of coursework tasks to the written exam.</li> <li>Describe = detailed response – knowledge.</li> <li>Evaluation = strengths and weaknesses.</li> <li>Remember to use PEEL structure when evaluating.</li> <li>When you have a stem/scenario – make sure you apply your answer to it.</li> </ul>

## Year 10 Mock Information

### Cambridge National Child Development

<b>Number of papers and duration</b>	1 paper 90 mins
<b>Topics / information to revise</b>	Unit 1 – Pre-conceptual care Unit 2 – Antenatal care and birth Unit 3 – Postnatal care Unit 4 – Child health
<b>Where/how to access revision materials:</b>	Revision section of student shared area and Satchel



# Ensuring Success in Year 10: Food Preparation & Nutrition

<b>Qualification:</b>	GCSE Food Preparation & Nutrition (8585)
<b>Exam board details and website link:</b>	AQA <a href="#">AQA   Food   GCSE   Food Preparation and Nutrition</a>
<b>Scheme of Assessment (number of papers / duration etc):</b>	Paper 1: Food Preparation & Nutrition 1 hr 45 mins.
<b>How to access past / sample exam papers, mark schemes, examiners reports, etc:</b>	<a href="#">AQA   GCSE   Food Preparation and Nutrition   Assessment resources</a>
<b>Where/how to access revision materials:</b>	Class book (knowledge organisers), past exam questions.
<b>Optional revision guides / texts to purchase:</b>	<ul style="list-style-type: none"> <li><a href="#">AQA GCSE 9-1 Food Preparation &amp; Nutrition Complete Revision &amp; Practice: Ideal for the 2024 and 2025 exams (Collins GCSE Grade 9-1 Revision) : Collins GCSE, Balding, Fiona, Callaghan, Kath, Gray, Suzanne, Monks, Barbara, Rathmill, Barbara, Davies, Louise T: Amazon.co.uk: Books</a></li> </ul>
<b>Suggested revision techniques:</b>	<ul style="list-style-type: none"> <li>Practice questions</li> <li>Look, cover, write, check, repeat</li> <li>Teach your parent/sibling</li> <li>Mini quizzes</li> <li>Mindmaps</li> </ul> <p style="text-align: right;"><b>DO NOT JUST READ YOUR NOTES!</b></p>
<b>Useful exam tips / Common mistakes to avoid</b>	<ul style="list-style-type: none"> <li>Make sure you apply practical skills and understanding to written tasks.</li> <li>Link your food science NEA to what is happening when a food is cooked.</li> <li>Describe = detailed response – knowledge.</li> <li>Evaluation = strengths and weaknesses.</li> <li>Remember to use PEEL structure when evaluating.</li> <li>When you have a stem/scenario – make sure you apply your answer to it.</li> </ul>

## Year 10 Mock Information

### GCSE Food Preparation & Nutrition

<b>Number of papers and duration</b>	1 Paper (90 minutes)
<b>Topics / information to revise</b>	Food Safety unit Food, Nutrition & health unit Food choice unit Practical skills
<b>Where/how to access revision materials:</b>	Class book, knowledge organisers., Fun kitchen <a href="#">GCSE Food Preparation and Nutrition - YouTube</a>

## Ensuring Success in Mocks: Geography

<b>Format of the assessment(s):</b>	Paper 1: Physical Geography
<b>Topics and information to revise:</b>	<ul style="list-style-type: none"> <li>• Natural hazards</li> <li>• The Living World</li> <li>• UK Physical: Coasts and Rivers</li> </ul>
<b>Revision materials available to you and where to access them:</b>	<p>You have been given a knowledge organiser with all the content on a printed A3 sheet. These will also be on Teams. Your lessons will also be on Teams. GCSEpod! Your book also acts as revision material. Links for revision:  <a href="https://timeforgeography.co.uk/videos-list/coasts/">https://timeforgeography.co.uk/videos-list/coasts/</a>  <a href="https://timeforgeography.co.uk/video-collections/rivers/">https://timeforgeography.co.uk/video-collections/rivers/</a>  <a href="https://www.bbc.co.uk/bitesize/topics/zs3ptyc">https://www.bbc.co.uk/bitesize/topics/zs3ptyc</a>  <a href="https://www.bbc.co.uk/bitesize/topics/zpypgdm">https://www.bbc.co.uk/bitesize/topics/zpypgdm</a></p>
<b>Suggested revision techniques:</b>	<p>Cover, check, write, repeat. Get your parents/carers/family/friends/pets to ask you questions. Create flashcards to summarise info and define keywords. Put post-it notes around the house with keywords on. Condense your notes onto a page a topic.</p>
<b>Common mistakes to avoid:</b>	<p>Rivers DO NOT flow uphill. Erosion DOES NOT happen overnight, It takes many, many years. Weathering weakens rocks, erosion wears it away. Mass movement DOES happen overnight. Attrition DOES NOT erode the river channel or cliffs. The small trickle at the source IS NOT a different river to the wide and deep river at its mouth. Rivers ALSO empty out into lakes as well as the sea.</p>



# Ensuring Success in Year 10: History

<b>Qualification:</b>	GCSE History
<b>Exam board details and website link:</b>	Edexcel <a href="#">Edexcel GCSE History (2016)   Pearson qualifications</a>
<b>Scheme of Assessment (number of papers / duration etc):</b>	Paper One: Medicine in Britain, c1250 – present day AND The British Sector of the Western Front, 1914-18 Paper Two: American West c1835-95 AND Early Elizabethan England 1558-1580 Paper Three: Weimar and Nazi Germany 1918-39
<b>How to access past / sample exam papers, mark schemes, examiners reports, etc:</b>	<a href="#">Edexcel GCSE History (2016)   Pearson qualifications</a>
<b>Where/how to access revision materials:</b>	<a href="#">GCSE Learning and Revision   GCSEPod</a> <a href="#">EDEXCEL Student Shared Area</a> BBC Bitesize
<b>Optional revision guides / texts to purchase:</b>	<ul style="list-style-type: none"> <li>• <a href="#">New GCSE History Edexcel Revision Guide (with Online Edition, Quizzes &amp; Knowledge Organisers)   CGP Books</a></li> </ul>
<b>Suggested revision techniques:</b>	<ul style="list-style-type: none"> <li>• Mindmaps</li> <li>• Podcasts</li> <li>• Exam practice questions</li> <li>• Flashcards</li> <li>• Knowledge quiz</li> <li>• After school revision</li> <li>• YouTube exam breakdown and Walk and Talk Mocks</li> </ul>
<b>Useful exam tips / Common mistakes to avoid</b>	<ul style="list-style-type: none"> <li>• Read the dates and keywords in the questions carefully!</li> <li>• Revisit word rich vocabulary</li> <li>• Keep an eye on your time</li> <li>• Do larger questions first</li> <li>• Remember you need to do BOTH papers in 1 hour 50 mins – not just one!</li> </ul>

## Year 10 Mock Information

<b>Number of papers and duration</b>	Paper Two – 1 hour and 50 minutes
<b>Topics / information to revise</b>	American West c1835-1890 Early Elizabethan England 1558-1580 – Key Topic One only
<b>Where/how to access revision materials:</b>	Student Shared Area GCSE Pod BBC Bitesize

# Ensuring Success in Year 10: [BTEC in DIT]





<b>Qualification:</b>	BTEC Level1/Level 2 Tech Awards Digital Information Technology (2022)																									
<b>Exam board details and website link:</b>	Pearson <a href="#">Digital Information Technology (2022)   BTEC Tech Award   Pearson qualifications</a>																									
<b>Scheme of Assessment (number of papers / duration etc):</b>	<table border="1"> <thead> <tr> <th colspan="5">Pearson BTEC Level 1/Level 2 Tech Award in Digital Information Technology</th> </tr> <tr> <th>Component number</th> <th>Component title</th> <th>GLH</th> <th>Level</th> <th>How assessed</th> </tr> </thead> <tbody> <tr> <td>1</td> <td>Exploring User Interface Design Principles and Project Planning Techniques</td> <td>36</td> <td>1/2</td> <td>Internal</td> </tr> <tr> <td>2</td> <td>Collecting, Presenting and Interpreting Data</td> <td>36</td> <td>1/2</td> <td>Internal</td> </tr> <tr> <td>3</td> <td>Effective Digital Working Practices</td> <td>48</td> <td>1/2</td> <td>External Synoptic</td> </tr> </tbody> </table>	Pearson BTEC Level 1/Level 2 Tech Award in Digital Information Technology					Component number	Component title	GLH	Level	How assessed	1	Exploring User Interface Design Principles and Project Planning Techniques	36	1/2	Internal	2	Collecting, Presenting and Interpreting Data	36	1/2	Internal	3	Effective Digital Working Practices	48	1/2	External Synoptic
Pearson BTEC Level 1/Level 2 Tech Award in Digital Information Technology																										
Component number	Component title	GLH	Level	How assessed																						
1	Exploring User Interface Design Principles and Project Planning Techniques	36	1/2	Internal																						
2	Collecting, Presenting and Interpreting Data	36	1/2	Internal																						
3	Effective Digital Working Practices	48	1/2	External Synoptic																						
<b>How to access past / sample exam papers, mark schemes, examiners reports, etc:</b>	Student Shared Area – past examination papers and lesson resources																									
<b>Where/how to access revision materials:</b>	Revision booklets are in Student Shared Area and printouts handed to each student																									
<b>Optional revision guides / texts to purchase:</b>	BTEC Tech Award 2022 Digital Information Technology Student Book (BTEC Tech Award IT) £20.36 from Amazon																									
<b>Suggested revision techniques:</b>	Past examination papers (in class and at home), formative assessment at the end of each topic , quizzes and small group work presentations																									

## Year 10 Mock Information

**Look at the number of marks per question and to look at the command word**

<b>Number of papers and duration</b>	1 examination paper (1 hr 30 mins)
<b>Topics / information to revise</b>	Communications and technology Modern technology Unauthorised access and legislation/criminal use of data Environmental impact of technology
<b>Where/how to access revision materials:</b>	Student Shared Area – past examination papers and lesson resources, Satchel One

## Ensuring Success in Year 10: GCSE -PE

<b>Qualification:</b>	AQA Physical Education
<b>Exam board details and website link:</b>	AQA Course code 8285 <a href="https://www.aqa.org.uk/subjects/physical-education/gcse/physical-education">https://www.aqa.org.uk/subjects/physical-education/gcse/physical-education</a>
<b>Scheme of Assessment (number of papers / duration etc)</b>	<b>Paper 1-</b> The human Body and Movement. Exam paper 1 hour 15 mins <b>Paper 2-</b> Socio-Cultural Influences + Well being. Exam paper 1 hour 15 mins <b>Coursework-</b> Written self analysis on personal competitive performances. A training plan + theoretical element utilised to improve performance. 4-600 words. <b>Practical Assessment-</b> in 3 Sports- 1 hour on skill demonstration and 1 full context match of varied duration
<b>How to access past / sample exam papers, mark schemes, examiners reports, etc:</b>	AQA web page: <a href="https://www.aqa.org.uk/subjects/physical-education/gcse/physical-education-8582/assessment-resources?f.Resource+type%7C6=Question+papers">https://www.aqa.org.uk/subjects/physical-education/gcse/physical-education-8582/assessment-resources?f.Resource+type%7C6=Question+papers</a> Questions and model answers provided during lesson time
<b>Where/how to access revision materials:</b>	Bite Size- <a href="https://www.bbc.co.uk/bitesize/examspecs/zp49cwx">https://www.bbc.co.uk/bitesize/examspecs/zp49cwx</a> Quizlet- <a href="https://quizlet.com/en-gb/content/gcse-pe">https://quizlet.com/en-gb/content/gcse-pe</a> Specification pages- <a href="https://filestore.aqa.org.uk/resources/pe/specifications/AQA-8582-SP-2016.PDF">https://filestore.aqa.org.uk/resources/pe/specifications/AQA-8582-SP-2016.PDF</a> Educake and GCSE Pod
<b>Optional revision guides / texts to purchase:</b>	    <p>GCSE Physical Education AQA Revision Guide. Pearson Revision Guide. CGP GCSE revision cards AQA exam practice work book</p>
<b>Suggested revision techniques:</b>	Mind maps. Revision cards. Label diagrams. Flow charts. Story of the blood flow through the heart. Charts. Graph and data questions. Make a personal exercise plan for various sports using Fitness tests and methods of training. Watch videos on how to perform specific weakness skills.
<b>Useful exam tips / Common mistakes to avoid</b>	Misconceptions: mixing areas up-eg Stretches come first within a warm up. Forgetting the how and why for A03-don't forget the outcome Check the number of marks and apply beyond that numbers in responses A01-knowledge. A02-application, give an example. A03-anaysls and evaluate-how and why

### Year 10 Mock Information

**Educake and GCSE Pod are the online resources where homework quizzes can help you**

<b>Number of papers and duration</b>	1 paper of 1 hour and 15 mins
<b>Topics / information to revise</b>	Health, Fitness and Wellbeing, Somatotypes and sedentary lifestyles. Fitness Testing, Training Methods preparation for sport and recovery from exercise. Sporting Ethics and Diet and Nutrition for athletes. The muscular skeletal system and how it works to create movement. Respiratory system and aerobic and anaerobic sporting examples. Use of data and the skills continuum.
<b>Where/how to access revision materials:</b>	Bite Size- <a href="https://www.bbc.co.uk/bitesize/examspecs/zp49cwx">https://www.bbc.co.uk/bitesize/examspecs/zp49cwx</a> Quizlet- <a href="https://quizlet.com/en-gb/content/gcse-pe">https://quizlet.com/en-gb/content/gcse-pe</a> Specification pages- <a href="https://filestore.aqa.org.uk/resources/pe/specifications/AQA-8582-SP-2016.PDF">https://filestore.aqa.org.uk/resources/pe/specifications/AQA-8582-SP-2016.PDF</a>

# Ensuring Success in Year 10: Psychology

<b>Qualification:</b>	GCSE Psychology (9-1) – J203
<b>Exam board details and website link:</b>	OCR <a href="https://www.ocr.org.uk/qualifications/gcse/psychology-j203-from-2017/">https://www.ocr.org.uk/qualifications/gcse/psychology-j203-from-2017/</a>
<b>Scheme of Assessment (number of papers / duration etc):</b>	Paper 1: Studies and Applications in Psychology 1 (90 minutes) Paper 2: Studies and Applications in Psychology 2 (90 minutes)
<b>How to access past / sample exam papers, mark schemes, examiners reports, etc:</b>	<a href="https://www.ocr.org.uk/qualifications/gcse/psychology-j203-from-2017/assessment/">https://www.ocr.org.uk/qualifications/gcse/psychology-j203-from-2017/assessment/</a>
<b>Where/how to access revision materials:</b>	Class book (knowledge organisers), learning tables, Youtube <a href="https://www.youtube.com/@hartismerepsychology4673/playlists">https://www.youtube.com/@hartismerepsychology4673/playlists</a> , OCR website
<b>Optional revision guides / texts to purchase:</b>	<ul style="list-style-type: none"> <li>• My Revision Notes: OCR GCSE (9-1) Psychology</li> <li>• OCR GCSE (9-1) Psychology Workbook - Practice Questions</li> </ul> Both available on Amazon
<b>Suggested revision techniques:</b>	<ul style="list-style-type: none"> <li>• Practice questions – look at the above past papers</li> <li>• Look, cover, write, check, repeat</li> <li>• Teach your parent/sibling</li> <li>• Mini quizzes</li> <li>• Mindmaps</li> </ul> <p style="text-align: right;"><b>DO NOT JUST READ YOUR NOTES!</b></p>
<b>Useful exam tips / Common mistakes to avoid</b>	<ul style="list-style-type: none"> <li>• Make sure you know the difference between a theory and a study.</li> <li>• Describe = detailed response – knowledge.</li> <li>• Evaluation = strengths and weaknesses.</li> <li>• Remember to use PEEL structure when evaluating.</li> <li>• When you have a stem/scenario – make sure you apply your answer to it.</li> <li>• When answering 13-markers first briefly describe the debate/point in the statement, giving definitions where required. Then describe the theory or study mentioned in the question. Then evaluate (1 PEEL). Then think about a different theory or study from another topic that you could link to the statement. Describe it then evaluate (1 PEEL). you must link back to the statement in the question after each PEEL. You don't need an introduction but DO need a conclusion.</li> </ul>

## Year 10 Mock Information

<b>Number of papers and duration</b>	1 paper (90 minutes)
<b>Topics / information to revise</b>	Psychology Paper 2: <ul style="list-style-type: none"> <li>• Social Influence</li> <li>• Memory</li> <li>• Sleep and Dreaming</li> <li>• Research methods</li> </ul>
<b>Where/how to access revision materials:</b>	Class book, learning tables, Teams folders, YouTube.

# Ensuring Success in Year 10: Religious Studies

<b>Qualification:</b>	EDUQAS GCSE (9-1) RELIGIOUS STUDIES ROUTE A
<b>Exam board details and website link:</b>	EDUQAS
<b>Scheme of Assessment (number of papers / duration etc):</b>	Component 1 – Religious, philosophical and ethical studies in the modern world – 1 paper, 4 questions, 2 hours. Component 2 – Christianity – 1 paper, 2 questions, 1 hour. Component 3 – Islam – 1 paper, 2 questions, 1 hour.
<b>How to access past / sample exam papers, mark schemes, examiners reports, etc:</b>	Eduqas –past papers – mark scheme – examiner reports
<b>Where/how to access revision materials:</b>	Eduqas – past papers – Religious Education Ask Miss Billingham for past papers and revision materials
<b>Optional revision guides / texts to purchase:</b>	EDUQAS GCSE (9-1) RELIGIOUS STUDIES ROUTE A
<b>Suggested revision techniques:</b>	<ul style="list-style-type: none"> <li>• Practice questions</li> <li>• Look, cover, write, check, repeat</li> <li>• Teach your parent/sibling</li> <li>• Mini quizzes</li> <li>• Mindmaps</li> </ul> <p style="text-align: right;"><b>DO NOT JUST READ YOUR NOTES!</b></p>
<b>Useful exam tips / Common mistakes to avoid</b>	Simple sentence for 2 mark question. PEE for 5 mark question PEE x 2 for 8 mark question SONIC for 15 mark question

Year 10 Mock Information	
<b>Number of papers and duration</b>	1 paper 1 hour
<b>Topics / information to revise</b>	Christianity Beliefs & Teachings Practices
<b>Where/how to access revision materials:</b>	Materials given out in lesson.

## Ensuring Success in Year 10: Spanish

<b>Qualification:</b>	GCSE Spanish MOCK EXAM 1
<b>Exam board details and website link:</b>	AQA <a href="https://www.aqa.org.uk/subjects/languages/gcse/spanish-8698">https://www.aqa.org.uk/subjects/languages/gcse/spanish-8698</a>
<b>Scheme of Assessment (number of papers / duration etc):</b>	Paper 1 Listening 35 Foundation or 40 minutes Higher Paper 3 Reading 45 minutes or 60 minutes. Paper 4 writing 1 hour or 1 hour 15 minutes
<b>How to access past / sample exam papers, mark schemes, examiners reports, etc:</b>	<a href="https://www.aqa.org.uk/subjects/languages/gcse/spanish-8698/assessment-resources">https://www.aqa.org.uk/subjects/languages/gcse/spanish-8698/assessment-resources</a>
<b>Where/how to access revision materials:</b>	Booklets with past questions covering all skills organised into themes to work through.
<b>Optional revision guides / texts to purchase:</b>	Target grade 5 (aimed at grades 4-6) and grade 9 in both reading and writing techniques. CPG knowledge organiser and retriever. Collins revision workbook and CD.
<b>Suggested revision techniques:</b>	Learn synonyms and false friends. Use 'memrise' and 'activelearn'. Attend revision sessions. Listen to Spanish music. Do past reading and listening papers. Complete series of past writing papers. Learn vocabulary thematically.
<b>Useful exam tips / Common mistakes to avoid</b>	Look at the topic of the question. Look for negatives and verb forms relating to different people. Look for verb endings and time references to determine the tense. Look for key words but then read what is round them. With multiple choice try to disprove each of the bullets as there will be information relating to all of them. Foundation Writing – Photo keep it simple and you can repeat key words like HAY. If you use Está/ están make sure the accent is on it. 40 word task – use present tense. If you don't know what a word means express a general opinion and justification about it. Write more about another bullet point but do not leave any out. Do them in order and tick them off as you complete them. Foundation/Higher 90 word task identify the bullet point which refers to the past and the future. Write Pt/pr/ft and 01 02 by and tick off as you complete them. Vary vocab. Do not repeat constructions. Eg if you use me gusta then use me flipa. Include lo pasé bomba/fatal in the past tense bullet and Va a ser guay in the future bullet. 150 word task split it into 4 bullets - include as many of the higher level structures as you can. Vary vocab and tenses. Use unusual vocabulary.

### Year 10 Mock Information

<b>Number of papers and duration</b>	Speaking mock – 30 minutes including prep time – to cover roleplay, photo and conversation.
<b>Topics / information to revise</b>	First 3 topics covered – personal information, school, holidays, freetime, family. New technologies.
<b>Where/how to access revision materials:</b>	Questions in exercise books. Knowledge organisers. General conversation questions. Handouts. Revision packs on website.